


Schüco ProSol PV Modules

Building Integrated Photovoltaic



The integration of photovoltaic modules into the building envelope is the most energy efficient and environmentally friendly alternative to conventional infill panels. Schüco's ProSol system technology offers extraordinary possibilities in solar architecture which set new standards in design and efficiency. Over a period of 12 years, ProSol modules have been installed on more than 500 projects.

Universal Solution

Unlike standard modules, Schüco ProSol PV modules are tailor-made to architectural requirements, with individual design in terms of shape, color, and optical structure. Because these modules are integrated into the building, they can perform the same function as conventional infill units in every part of the building envelope. ProSol modules can fulfill all the properties demanded of a modern facade construction, such as protection from the weather and direct sun, noise reduction, fire protection, burglar resistance, insulation and even electromagnetic protection.

Uses and Possibilities

The use of made-to-fit Schüco PV modules offers numerous options for innovatively combining individual architecture with modern solar energy use:

- Ventilated facade
- Ventilated/non-ventilated facades
- Non-ventilated facade
- Skylight construction
- Canopy
- Solar shading
- Balcony

Standardized installation and fixing components ensure the highest possible standards of fabrication and quality.

SCHÜCO

Technical Data

Module sizes:

Min. 19.7" x 19.7"

(500 x 500 mm)

Max. 78.7" x 118.1"

(2000 x 3000 mm)

*Curves also possible

Cell types:

Monocrystalline

Polycrystalline

Amorphous

Cell colors:

Polycrystalline – Blue, bronze, grey, other colors on request.

Monocrystalline – Blue, bronze, grey, black, other colors on request.

Amorphous – Brown, black.

Configuration of reverse side:

Transparent, translucent or a choice of colored, structural glazes

Cell efficiency:

Polycrystalline – 13-15%

Monocrystalline – 15-21%

Amorphous – 6-9%

Type of connection:

Socket

Edge connector

System voltage:

Max. 600 V

Protection class II

EN 61215 certificate

U value: Min. 0.9 W/m²K,

Max. 5.7 W/m²K

G value: Min. 15%,

Max. 50%

Additional functions:

Overhead glazing

Noise reduction

Anti-glare protection


Solar shading

Weather protection


Product guarantee: 5 years

Performance guarantee:


10 years at 90% initial power




Glass / Tedlar



Glass / Glass




Glass / Glass – insulating glass



Glass / Glass – insulating glass – laminated safety glass



Cell Structure



Colors

Schüco USA L.P.

www.schuco-usa.com